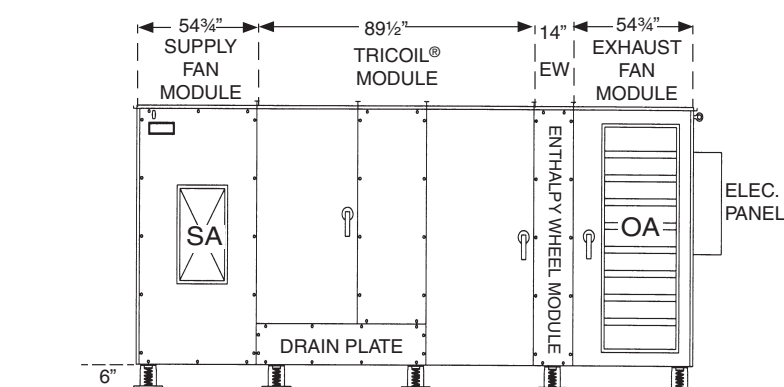
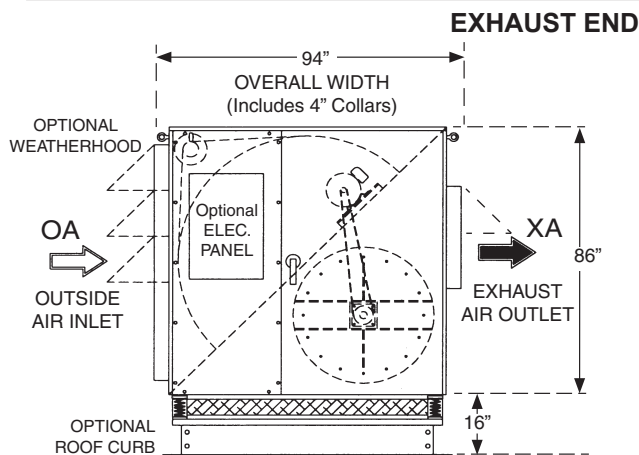


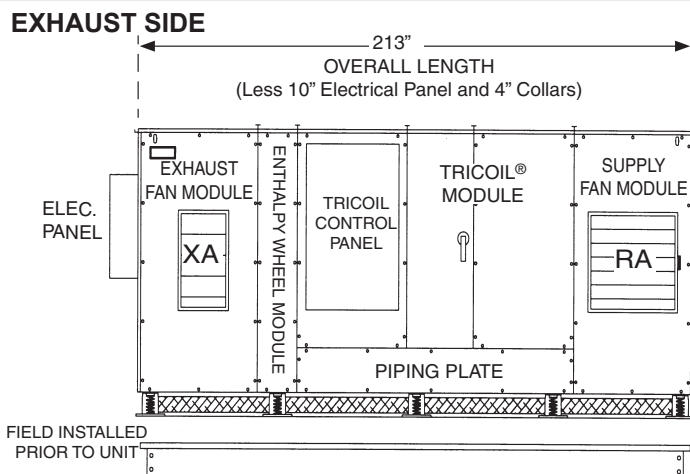
SUPPLY END



SUPPLY SIDE



EXHAUST END



EXHAUST SIDE

7812-TRC

11,000 to 13,000 CFM

May, 2003

SUPPLY FAN PERFORMANCE AND MOTOR SELECTION GUIDE

(Intersect CFM with external static pressure to determine fan h.p.)

CFM	OUTLET VEL. FPM		0.5 ESP	1.0 ESP	1.5 ESP	2.0 ESP	2.5 ESP	3.0 ESP	3.5 ESP
11000	2128	RPM	1106	1154	1200	1245	N/A	N/A	N/A
		BHP	8.7	9.74	10.81	11.91			
		hp	15	15	15	15			
11500	2224	RPM	1162	1208	1252	N/A	N/A	N/A	N/A
		BHP	10.08	11.17	12.28				
		hp	15	15	15				
12000	2321	RPM	1194	1238	N/A	N/A	N/A	N/A	N/A
		BHP	10.99	12.1					
		hp	15	15					
12500	2418	RPM	1227	N/A	N/A	N/A	N/A	N/A	N/A
		BHP	11.98						
		hp	15						
13000	2515	RPM	N/A	N/A	N/A	N/A	N/A	N/A	N/A
		BHP							
		hp							

EXHAUST FAN PERFORMANCE AND MOTOR SELECTION GUIDE

(Intersect CFM with external static pressure to determine fan h.p.)

CFM	OUTLET VEL. FPM		0.5 ESP	1.0 ESP	1.5 ESP	2.0 ESP	2.5 ESP	3.0 ESP	3.5 ESP
11000	2128	RPM	906	961	1013	1064	1113	1161	1206
		BHP	4.99	5.92	6.86	7.85	8.85	9.9	10.95
		hp	7.5	7.5	10	10	15	15	15
11500	2224	RPM	939	992	1043	1092	1139	1186	1231
		BHP	5.56	6.53	7.52	8.53	9.55	10.64	11.75
		hp	7.5	10	10	10	15	15	15
12000	2321	RPM	974	1025	1074	1122	1167	1212	1256
		BHP	6.21	7.21	8.23	9.29	10.33	11.43	12.57
		hp	7.5	10	10	15	15	15	15
12500	2418	RPM	1005	1054	1102	1148	1193	1237	N/A
		BHP	6.82	7.85	8.92	10	11.1	12.24	
		hp	10	10	15	15	15	15	
13000	2515	RPM	1034	1082	1129	1174	1217	N/A	N/A
		BHP	7.42	8.5	9.61	10.73	11.85		
		hp	10	10	15	15	15		

FAN MOTOR AMP DRAW CHART

hp	208	240	480
7.5	21.0	19.0	9.5
10	27.3	24.7	12.3
15	41.0	38.0	19.0

WHEEL MOTOR AMP DRAW CHART

	208	240	480
1/3 hp	1.2	1.2	0.6

ACCESSORIES AMP DRAW CHART

	208	240	480
Enthalpy Wheel Rotation Detection	0.20	0.20	0.10
Damper Motor (ea.)	0.75	0.75	0.50
Radiant Defrost Heater Pkg. (ea.)	4.57	3.95	1.97
TRICOIL Pump Motor	4.00	4.00	2.00
Hot Water Modulating Ball-Valve	0.20	0.20	0.10
Temperature Sensor (ea.)	0.50	0.50	0.25
Lights and Receptical	12.00	12.00	6.00
Variable Frequency Drive for Fan (ea.)	0.50	0.50	0.25
Variable Frequency Drive for TRICOIL	0.25	0.25	0.15

Performance numbers are based on optimum conditions. Consult factory for precise performance.

Berner Energy Recovery Incorporated

111 Progress Avenue, New Castle, PA 16101 / Telephone (724) 657-5301 / FAX (724) 652-0682 / www.bernerenergy.com / info@bernerenergy.com

©Copyright, 2003 Berner Energy Recovery, Inc.