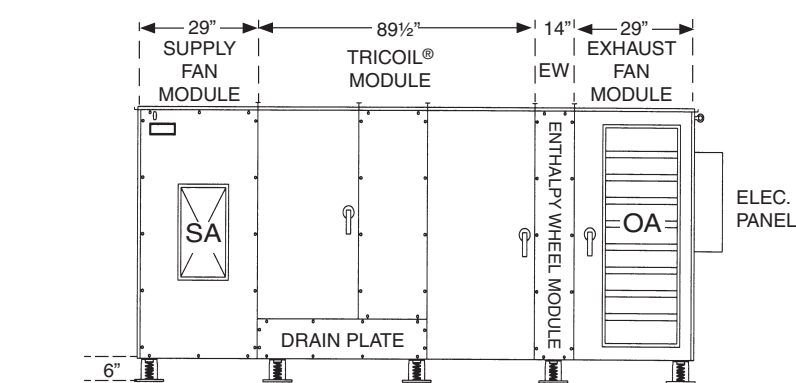
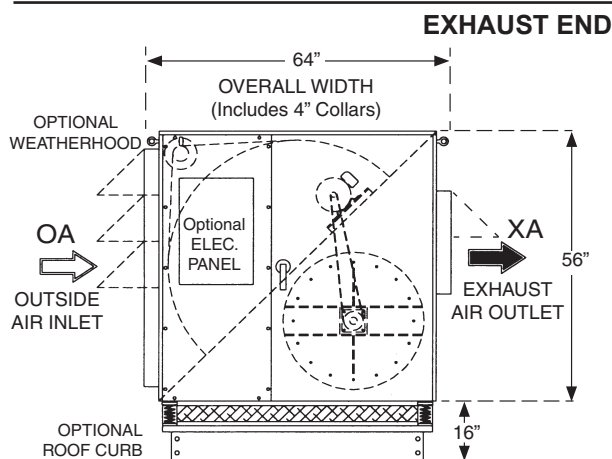


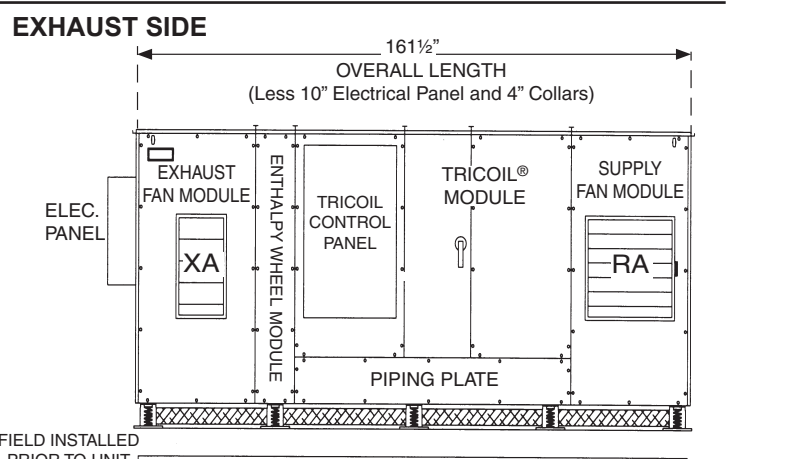
SUPPLY END



SUPPLY SIDE



EXHAUST END



EXHAUST SIDE

# 4830-TRC

2,500 to 3,500 CFM

May, 2003

## SUPPLY FAN PERFORMANCE AND MOTOR SELECTION GUIDE

(Intersect CFM with external static pressure to determine fan h.p.)

CFM	OUTLET VEL. FPM		0.5 ESP	1.0 ESP	1.5 ESP	2.0 ESP	2.5 ESP	3.0 ESP	3.5 ESP
2500	1592	RPM	1702	1809	1914	2317	2414	N/A	N/A
		BHP	1.59	1.88	2.19	2.48	2.78		
		hp	2	3	3	3	5		
2750	1752	RPM	1836	1935	2031	2126	2218	2308	N/A
		BHP	2.01	2.32	2.65	3	3.35	3.73	
		hp	3	3	5	5	5	5	
3000	1911	RPM	1959	2051	2141	2229	2315	2400	N/A
		BHP	2.45	2.78	3.13	3.5	3.87	4.26	
		hp	3	5	5	5	5	5	
3250	2070	RPM	2076	2164	2331	N/A	N/A	N/A	N/A
		BHP	2.93	3.29	4.04				
		hp	5	5	5				
3500	2229	RPM	2226	2307	N/A	N/A	N/A	N/A	N/A
		BHP	3.61	3.99					
		hp	5	5					

## EXHAUST FAN PERFORMANCE AND MOTOR SELECTION GUIDE

(Intersect CFM with external static pressure to determine fan h.p.)

CFM	OUTLET VEL. FPM		0.5 ESP	1.0 ESP	1.5 ESP	2.0 ESP	2.5 ESP	3.0 ESP	3.5 ESP
2500	1592	RPM	1386	1513	1630	1741	1847	1951	2051
		BHP	0.89	1.15	1.41	1.69	1.99	2.31	2.64
		hp	1.5	2	2	2	3	3	5
2750	1752	RPM	1467	1588	1700	1806	1906	2003	2098
		BHP	1.06	1.34	1.62	1.92	2.23	2.55	2.89
		hp	1.5	2	2	3	3	3	5
3000	1911	RPM	1560	1674	1780	1881	1977	2069	2159
		BHP	1.28	1.57	1.87	2.19	2.51	2.85	3.21
		hp	1.5	2	3	3	3	5	5
3250	2070	RPM	1661	1770	1871	1966	2058	2147	2232
		BHP	1.55	1.87	2.19	2.51	2.86	3.22	3.58
		hp	2	3	3	3	5	5	5
3500	2229	RPM	1750	1853	1950	2042	2130	2216	2298
		BHP	1.81	2.15	2.49	2.84	3.19	3.57	3.95
		hp	3	3	3	5	5	5	5

### FAN MOTOR AMP DRAW CHART

hp	208	240	480
1-1/2	4.5	4.4	2.2
2	6.0	5.9	3.0
3	8.6	8.4	4.2
5	14.0	12.7	6.4

### WHEEL MOTOR AMP DRAW CHART

	208	240	480
1/4 hp	1.0	1.0	0.5

### ACCESSORIES AMP DRAW CHART

	208	240	480
Enthalpy Wheel Rotation Detection	0.20	0.20	0.10
Damper Motor (ea.)	0.75	0.75	0.50
Radiant Defrost Heater Pkg. (ea.)	4.57	3.95	1.97
TRICOIL Pump Motor	2.00	2.00	1.00
Hot Water Modulating Ball-Valve	0.20	0.20	0.10
Temperature Sensor (ea.)	0.50	0.50	0.25
Lights and Receptical	12.00	12.00	6.00
Variable Frequency Drive for Fan (ea.)	0.50	0.50	0.25
Variable Frequency Drive for TRICOIL	0.25	0.25	0.15

Performance numbers are based on optimum conditions. Consult factory for precise performance.

**Berner Energy Recovery Incorporated**

111 Progress Avenue, New Castle, PA 16101 / Telephone (724) 657-5301 / FAX (724) 652-0682 / www.bernerenergy.com / info@bernerenergy.com

©Copyright, 2003 Berner Energy Recovery, Inc.