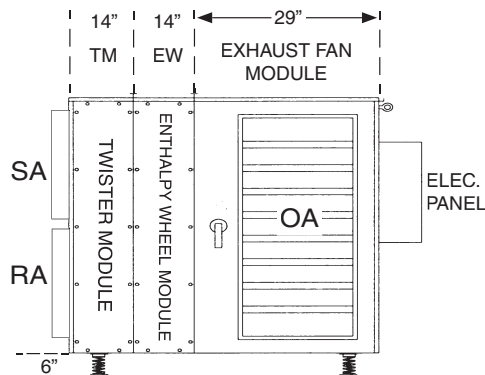
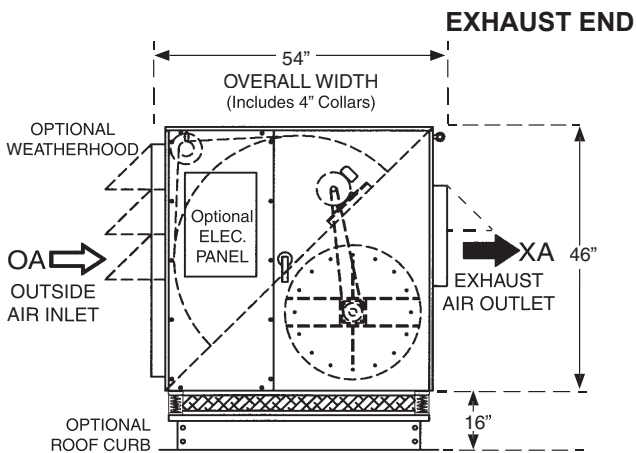


**SUPPLY END**

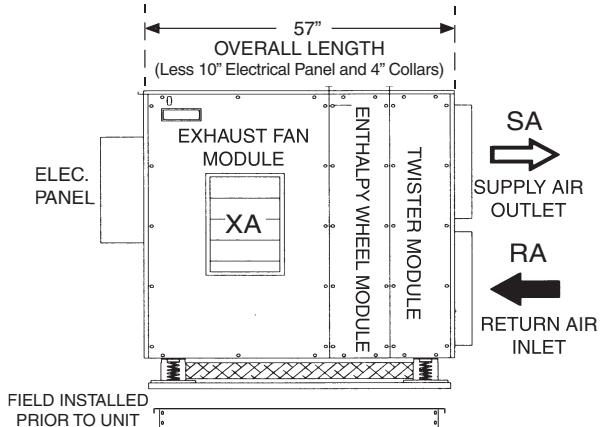


**SUPPLY SIDE**



**EXHAUST END**

**EXHAUST SIDE**



# 3820-SFR

1,500 to 2,500 CFM

March, 2003

## SUPPLY FAN PERFORMANCE AND MOTOR SELECTION GUIDE

(Intersect CFM with external static pressure to determine fan h.p.)

CFM	OUTLET VEL. FPM		0.5 ESP	1.0 ESP	1.5 ESP	2.0 ESP	2.5 ESP	3.0 ESP	3.5 ESP
1500	1430	RPM BHP hp	1519 0.43 0.5	1691 0.58 0.75	1847 0.75 1	1994 0.92 1.5	2136 1.11 1.5	2273 1.31 2	N/A
1750	1668	RPM BHP hp	1676 0.58 0.75	1834 0.76 1	1978 0.93 1.5	2113 1.12 1.5	2241 1.32 2	2365 1.53 2	2486 1.75 3
2000	1907	RPM BHP hp	1843 0.78 1	1987 0.97 1.5	2121 1.17 1.5	2247 1.37 1.5	2367 1.59 2	2367 1.59 2	2592 2.04 3
2250	2145	RPM BHP hp	1993 0.98 1.5	2128 1.19 1.5	2255 1.41 2	2373 1.63 2	2486 1.86 3	2595 2.1 3	2700 2.35 3
2500	2383	RPM BHP hp	2158 1.24 1.5	2286 1.48 2	2405 1.72 2	2574 1.96 3	2624 2.21 3	2726 2.46 3	2826 2.72 5

## EXHAUST FAN PERFORMANCE AND MOTOR SELECTION GUIDE

(Intersect CFM with external static pressure to determine fan h.p.)

CFM	OUTLET VEL. FPM		0.5 ESP	1.0 ESP	1.5 ESP	2.0 ESP	2.5 ESP	3.0 ESP	3.5 ESP
1500	1430	RPM BHP hp	1552 0.46 0.75	1720 0.61 0.75	1874 0.78 1	2020 0.96 1.5	2161 1.15 1.5	2297 1.35 2	N/A
1750	1668	RPM BHP hp	1712 0.62 0.75	1866 0.79 1	2008 0.97 1.5	2142 1.17 1.5	2269 1.37 2	2392 1.58 2	2512 1.8 3
2000	1907	RPM BHP hp	1884 0.83 1	2026 1.02 1.5	2157 1.22 1.5	2281 1.43 2	2400 1.65 2	2513 1.87 3	2622 2.11 3
2250	2145	RPM BHP hp	2046 1.06 1.5	2177 1.28 1.5	2301 1.5 2	2417 1.72 2	2528 1.95 3	2636 2.2 3	2739 2.44 3
2500	2383	RPM BHP hp	2221 1.36 2	2344 1.59 2	2495 1.84 3	2569 2.08 3	2674 2.33 3	2274 2.59 3	2872 2.85 5

### FAN MOTOR AMP DRAW CHART

hp	208	240	480
1/2	2.4	2.2	1.1
3/4	3.5	3.2	1.6
1	3.1	3.0	1.5
1-1/2	4.5	4.4	2.2
2	6.0	5.9	3.0
3	8.6	8.4	4.2
5	14.0	12.7	6.4

### WHEEL MOTOR AMP DRAW CHART

	208	240	480
1/4 hp	1.0	1.0	0.5

### ACCESSORIES AMP DRAW CHART

	208	240	480
Enthalpy Wheel Rotation Detection	0.20	0.20	0.10
Damper Motor (ea.)	0.75	0.75	0.50
Radiant Defrost Heater Pkg. (ea.)	4.57	3.95	1.97
Temperature Sensor (ea.)	0.50	0.50	0.25
Lights and Receptical	12.00	12.00	6.00
Variable Frequency Drive for Fan (ea.)	0.50	0.50	0.25

Performance numbers are based on optimum conditions. Consult factory for precise performance.

**Berner Energy Recovery Incorporated**

111 Progress Avenue, New Castle, PA 16101 / Telephone (724) 657-5301 / FAX (724) 652-0682 / www.bernerenergy.com / info@bernerenergy.com

©Copyright, 2002 Berner Energy Recovery, Inc.