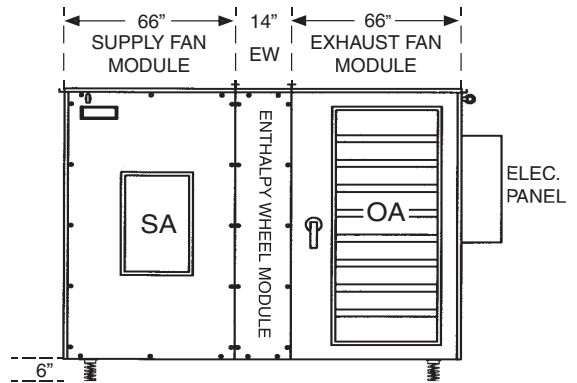
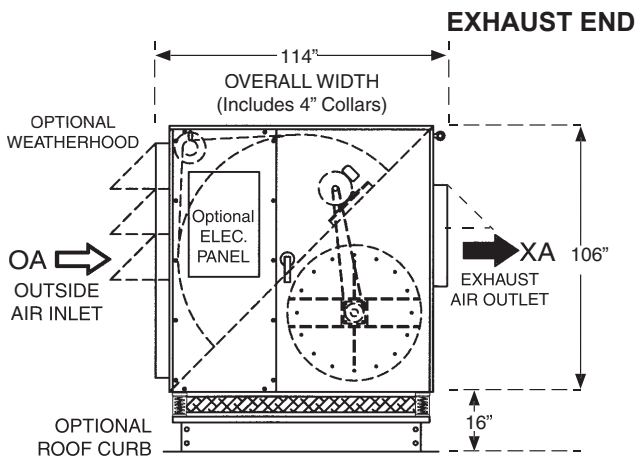


SUPPLY END

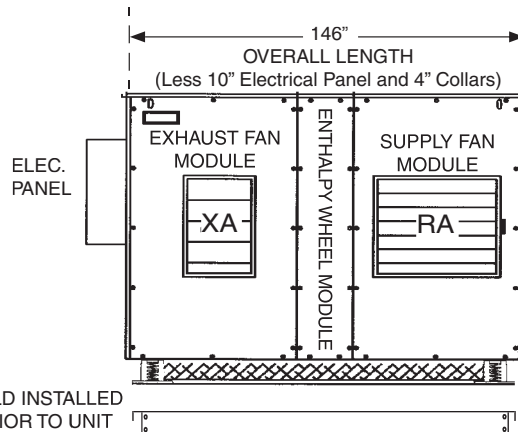


SUPPLY SIDE



EXHAUST END

EXHAUST SIDE



9617-ERV

16,000 to 18,000 CFM

March, 2003

SUPPLY FAN PERFORMANCE AND MOTOR SELECTION GUIDE

(Intersect CFM with external static pressure to determine fan h.p.)

CFM	OUTLET VEL. FPM		0.5 ESP	1.0 ESP	1.5 ESP	2.0 ESP	2.5 ESP	3.0 ESP	3.5 ESP
16000	2089	RPM	717	761	803	845	886	927	966
		BHP	7.11	8.47	9.84	11.3	12.79	14.35	15.88
		hp	10	10	15	15	15	20	20
16500	2154	RPM	720	763	805	846	886	925	964
		BHP	7.18	8.56	9.98	11.45	12.95	14.48	16.06
		hp	10	10	15	15	15	20	20
17000	2220	RPM	749	791	831	871	910	948	986
		BHP	8.09	9.53	10.97	12.5	14.05	15.62	17.26
		hp	10	15	15	15	20	20	20
17500	2285	RPM	766	806	846	885	923	960	N/A
		BHP	8.65	10.09	11.6	13.16	14.74	16.33	
		hp	10	15	15	20	20	20	
18000	2350	RPM	786	825	863	901	938	975	N/A
		BHP	9.34	10.82	12.33	13.92	15.53	17.2	
		hp	15	15	15	20	20	20	

EXHAUST FAN PERFORMANCE AND MOTOR SELECTION GUIDE

(Intersect CFM with external static pressure to determine fan h.p.)

CFM	OUTLET VEL. FPM		0.5 ESP	1.0 ESP	1.5 ESP	2.0 ESP	2.5 ESP	3.0 ESP	3.5 ESP
16000	2089	RPM	702	746	789	831	872	913	953
		BHP	6.66	7.99	9.38	10.81	12.27	13.81	15.37
		hp	10	10	15	15	15	20	20
16500	2154	RPM	705	748	790	831	871	911	950
		BHP	6.72	8.07	9.46	10.9	12.38	13.92	15.49
		hp	10	10	15	15	15	20	20
17000	2220	RPM	734	775	816	856	895	934	972
		BHP	7.6	8.97	10.42	11.92	13.44	15.04	16.65
		hp	10	15	15	15	20	20	20
17500	2285	RPM	753	793	833	871	910	948	985
		BHP	8.2	9.62	11.1	12.59	14.19	15.81	17.45
		hp	10	15	15	15	20	20	25
18000	2350	RPM	772	811	850	888	926	962	N/A
		BHP	8.83	10.29	11.81	13.37	15	16.6	
		hp	15	15	15	20	20	20	

FAN MOTOR AMP DRAW CHART

hp	208	240	480
10	27.3	24.7	12.3
15	41.0	38.0	19.0
20	54.0	50.0	24.9
25	66.0	60.0	30.0

WHEEL MOTOR AMP DRAW CHART

	208	240	480
1/2 hp	1.8	1.8	0.9

ACCESSORIES AMP DRAW CHART

	208	240	480
Enthalpy Wheel Rotation Detection	0.20	0.20	0.10
Damper Motor (ea.)	0.75	0.75	0.50
Radiant Defrost Heater Pkg. (ea.)	4.57	3.95	1.97
Temperature Sensor (ea.)	0.50	0.50	0.25
Lights and Receptical	12.00	12.00	6.00
Variable Frequency Drive for Fan (ea.)	0.50	0.50	0.25

Performance numbers are based on optimum conditions. Consult factory for precise performance.

Berner Energy Recovery Incorporated

111 Progress Avenue, New Castle, PA 16101 / Telephone (724) 657-5301 / FAX (724) 652-0682 / www.bernerenergy.com / info@bernerenergy.com

©Copyright, 2002 Berner Energy Recovery, Inc.