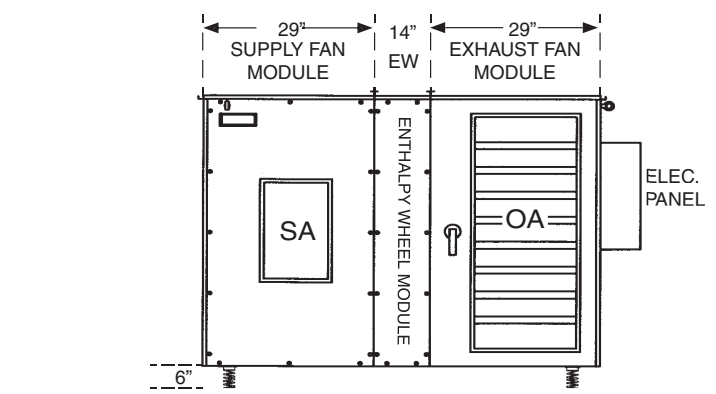
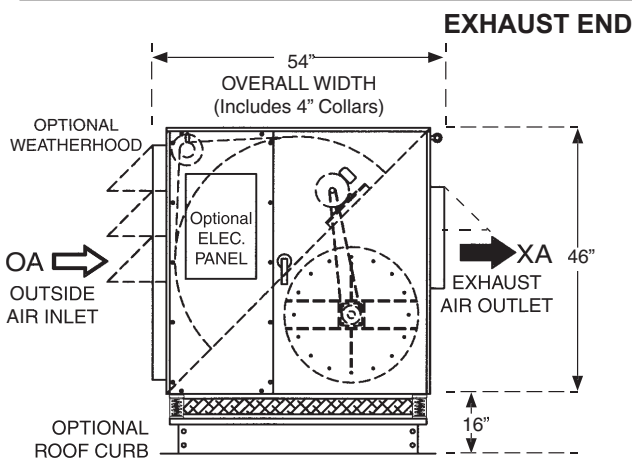


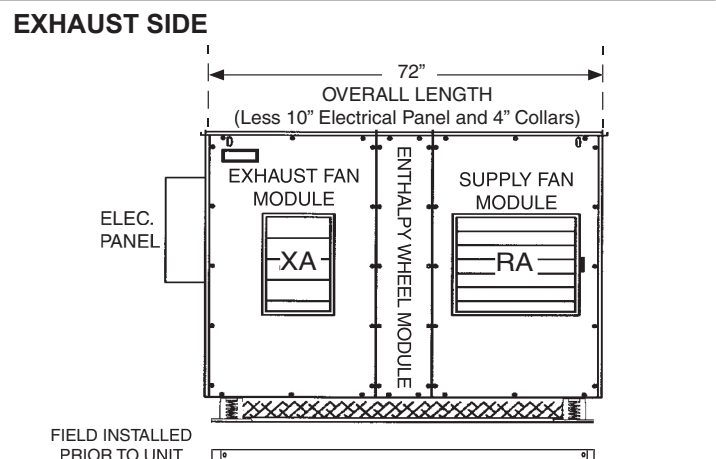
SUPPLY END



SUPPLY SIDE



EXHAUST END



EXHAUST SIDE

3820-ERV

1,500 to 2,500 CFM

March, 2003

SUPPLY FAN PERFORMANCE AND MOTOR SELECTION GUIDE

(Intersect CFM with external static pressure to determine fan h.p.)

CFM	OUTLET VEL. FPM		0.5 ESP	1.0 ESP	1.5 ESP	2.0 ESP	2.5 ESP	3.0 ESP	3.5 ESP
1500	1430	RPM	1644	1805	1953	2096	2235	N/A	N/A
		BHP	0.54	0.7	0.87	1.06	1.25		
		hp	0.75	1	1.5	1.5	1.5		
1750	1668	RPM	1806	1952	2089	2219	2343	2465	2583
		BHP	0.72	0.9	1.09	1.29	1.49	1.71	1.94
		hp	1	1.5	1.5	1.5	2	2	3
2000	1907	RPM	1971	2106	2232	2353	2468	2579	2687
		BHP	0.95	1.14	1.35	1.56	1.78	2.01	2.25
		hp	1.5	1.5	2	2	3	3	3
2250	2145	RPM	2128	2255	2373	2486	2595	2700	2801
		BHP	1.19	1.41	1.63	1.86	2.1	2.35	2.6
		hp	1.5	2	2	3	3	3	3
2500	2383	RPM	2296	2414	2526	2632	2734	2833	N/A
		BHP	1.5	1.74	1.98	2.23	2.48	2.74	
		hp	2	3	3	3	3	5	

EXHAUST FAN PERFORMANCE AND MOTOR SELECTION GUIDE

(Intersect CFM with external static pressure to determine fan h.p.)

CFM	OUTLET VEL. FPM		0.5 ESP	1.0 ESP	1.5 ESP	2.0 ESP	2.5 ESP	3.0 ESP	3.5 ESP
1500	1430	RPM	1580	1745	1898	2042	2183	N/A	N/A
		BHP	0.48	0.64	0.81	0.98	1.18		
		hp	0.75	1	1	1.5	1.5		
1750	1668	RPM	1741	1892	2033	2165	2291	2414	2534
		BHP	0.65	0.82	1.01	1.2	1.41	1.62	1.84
		hp	0.75	1	1.5	1.5	2	2	3
2000	1907	RPM	1913	2053	2182	2305	2423	2535	2644
		BHP	0.87	1.06	1.26	1.47	1.69	1.92	2.16
		hp	1	1.5	1.5	2	2	3	3
2250	2145	RPM	2078	2208	2329	2444	2554	2661	2763
		BHP	1.11	1.33	1.55	1.78	2.01	2.25	2.5
		hp	1.5	2	2	3	3	3	3
2500	2383	RPM	2257	2377	2491	2599	2702	2802	N/A
		BHP	1.42	1.66	1.91	2.15	2.4	2.66	
		hp	2	2	3	3	3	5	

FAN MOTOR AMP DRAW CHART

hp	208	240	480
3/4	3.5	3.2	1.6
1	3.1	3.0	1.5
1-1/2	4.5	4.4	2.2
2	6.0	5.9	3.0
3	8.6	8.4	4.2
5	14.0	12.7	6.4

WHEEL MOTOR AMP DRAW CHART

	208	240	480
1/4 hp	1.0	1.0	0.5

ACCESSORIES AMP DRAW CHART

	208	240	480
Enthalpy Wheel Rotation Detection	0.20	0.20	0.10
Damper Motor (ea.)	0.75	0.75	0.50
Radiant Defrost Heater Pkg. (ea.)	4.57	3.95	1.97
Temperature Sensor (ea.)	0.50	0.50	0.25
Lights and Receptical	12.00	12.00	6.00
Variable Frequency Drive for Fan (ea.)	0.50	0.50	0.25

Performance numbers are based on optimum conditions. Consult factory for precise performance.

Berner Energy Recovery Incorporated

111 Progress Avenue, New Castle, PA 16101 / Telephone (724) 657-5301 / FAX (724) 652-0682 / www.bernerenergy.com / info@bernerenergy.com

©Copyright, 2002 Berner Energy Recovery, Inc.