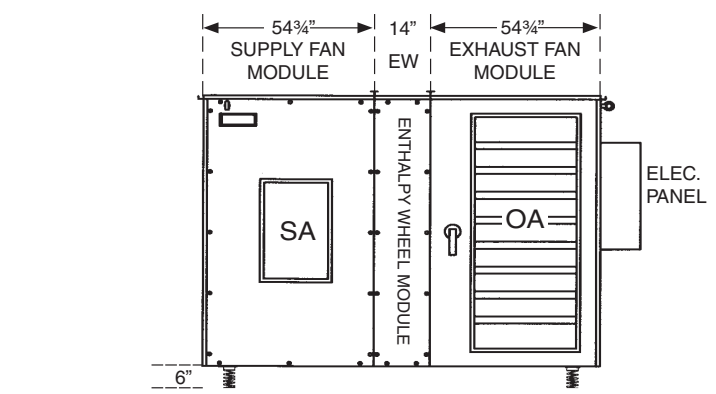
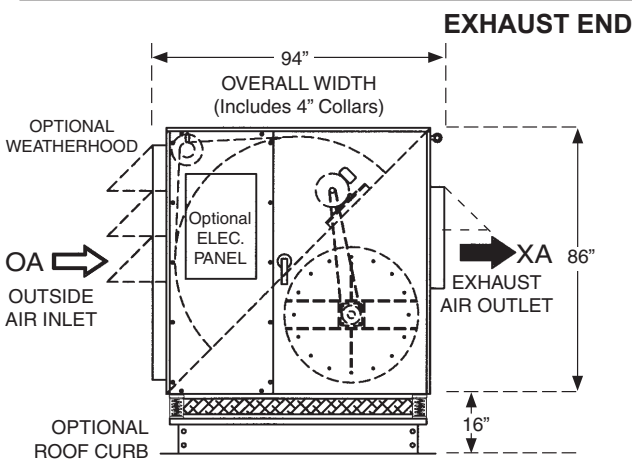


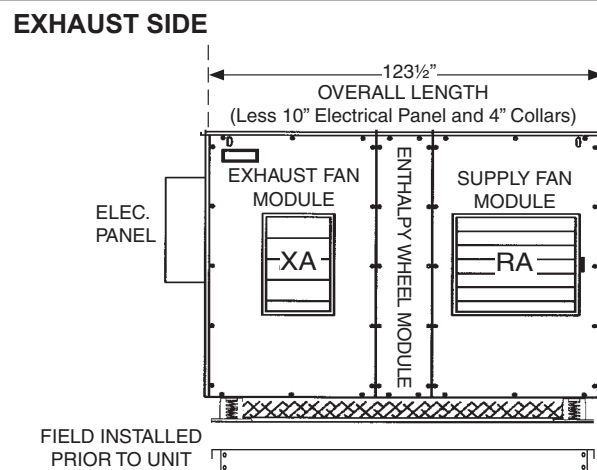
**SUPPLY END**



**SUPPLY SIDE**



**EXHAUST END**



**EXHAUST SIDE**

# 7812-ERV

11,000 to 13,000 CFM

December, 2009

## SUPPLY FAN PERFORMANCE AND MOTOR SELECTION GUIDE

(Intersect CFM with external static pressure to determine fan h.p.)

CFM	OUTLET VEL. FPM		0.5 ESP	1.0 ESP	1.5 ESP	2.0 ESP	2.5 ESP	3.0 ESP	3.5 ESP
11000	2128	RPM	934	987	1039	1088	1137	1184	1229
		BHP	5.46	6.39	7.36	8.33	9.37	10.43	11.51
		hp	7.5	7.5	10	10	15	15	15
11500	2224	RPM	967	1019	1069	1117	1164	1209	1254
		BHP	6.06	7.04	8.05	9.07	10.12	11.19	12.34
		hp	7.5	10	10	15	15	15	15
12000	2321	RPM	1002	1052	1100	1147	1192	1236	N/A
		BHP	6.75	7.76	8.8	9.87	10.94	12.05	
		hp	10	10	15	15	15	15	
12500	2418	RPM	1033	1081	1128	1174	1218	N/A	N/A
		BHP	7.4	8.44	9.52	10.63	11.74		
		hp	10	10	15	15	15		
13000	2515	RPM	1064	1111	1157	1201	1244	N/A	N/A
		BHP	8.09	9.18	10.3	11.43	12.58		
		hp	10	15	15	15	15		

## EXHAUST FAN PERFORMANCE AND MOTOR SELECTION GUIDE

(Intersect CFM with external static pressure to determine fan h.p.)

CFM	OUTLET VEL. FPM		0.5 ESP	1.0 ESP	1.5 ESP	2.0 ESP	2.5 ESP	3.0 ESP	3.5 ESP
11000	2128	RPM	900	955	1008	1059	1108	1156	1202
		BHP	4.9	5.82	6.77	7.75	8.74	9.79	10.86
		hp	7.5	7.5	10	10	15	15	15
11500	2224	RPM	934	987	1038	1087	1135	1181	1226
		BHP	5.47	6.43	7.42	8.42	9.46	10.52	11.62
		hp	7.5	7.5	10	10	15	15	15
12000	2321	RPM	969	1027	1069	1117	1163	1208	1252
		BHP	6.11	7.11	8.12	9.18	10.24	11.33	12.47
		hp	7.5	10	10	15	15	15	15
12500	2418	RPM	1000	1050	1097	1144	1189	1232	N/A
		BHP	6.72	7.76	8.8	9.9	11	12.11	
		hp	10	10	15	15	15	15	
13000	2515	RPM	1029	1078	1124	1169	1213	1256	N/A
		BHP	7.31	8.41	9.49	10.61	11.75	12.91	
		hp	10	10	15	15	15	15	

### FAN MOTOR AMP DRAW CHART

hp	208	240	480
7-1/2	21.0	19.0	9.5
10	27.3	24.7	12.3
15	41.0	38.0	19.0

### WHEEL MOTOR AMP DRAW CHART

	208	240	480
1/3 hp	1.2	1.2	0.6

### ACCESSORIES AMP DRAW CHART

	208	240	480
Enthalpy Wheel Rotation Detection	0.20	0.20	0.10
Damper Motor (ea.)	0.75	0.75	0.50
Radiant Defrost Heater Pkg. (ea.)	4.57	3.95	1.97
Temperature Sensor (ea.)	0.50	0.50	0.25
Lights and Receptical	12.00	12.00	6.00
Variable Frequency Drive for Fan (ea.)	0.50	0.50	0.25

Performance numbers are based on optimum conditions. Consult factory for precise performance.

**Berner International Corp.**

111 Progress Avenue, New Castle, PA 16101 / Telephone (724) 657-5301 / FAX (724) 652-0682 / [www.berner.com](http://www.berner.com) / [info@bernerenergy.com](mailto:info@bernerenergy.com)

©Copyright, 2009 Berner International Corp.