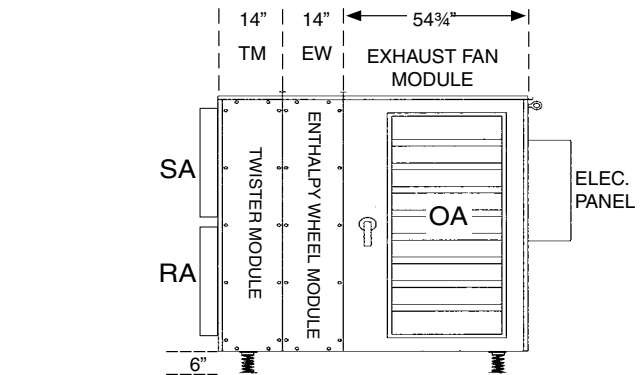
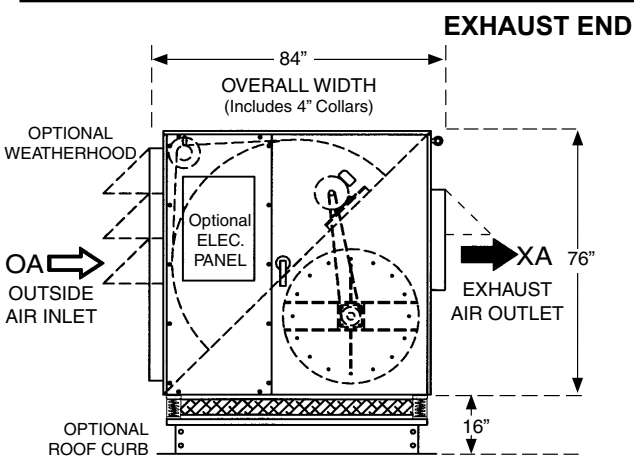


SUPPLY END

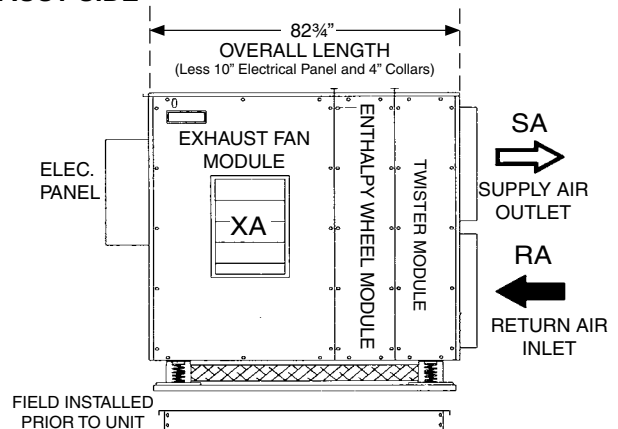


SUPPLY SIDE



EXHAUST END

EXHAUST SIDE



SUPPLY FAN PERFORMANCE AND MOTOR SELECTION GUIDE

(Intersect CFM with external static pressure to determine fan h.p.)

CGM	OUTLET VEL. FPM		0.5 ESP	1.0 ESP	1.5 ESP	2.0 ESP	2.5 ESP	3.0 ESP	3.5 ESP
9000	2148	RPM	991	1053	1112	1168	1223	1276	1327
		BHP	3.86	4.62	5.39	6.17	6.98	7.82	8.67
		hp	5	7.5	7.5	7.5	10	10	15
9250	2208	RPM	1010	1071	1128	1184	1238	1290	1341
		BHP	4.08	4.86	5.64	6.45	7.28	8.12	9.01
		hp	5	7.5	7.5	7.5	10	10	15
9500	2267	RPM	1031	1097	1147	1201	1254	1305	1355
		BHP	4.34	5.13	5.94	6.75	7.6	8.45	9.34
		hp	5	7.5	7.5	10	10	10	15
9750	2327	RPM	1050	1108	1164	1218	1269	1320	1369
		BHP	4.59	5.39	6.22	7.07	7.9	8.79	9.69
		hp	7.5	7.5	7.5	10	10	15	15
10000	2387	RPM	1068	1125	1180	1233	1284	1334	1382
		BHP	4.82	5.65	6.49	7.35	8.22	9.12	10.02
		hp	7.5	7.5	10	10	10	15	15

EXHAUST FAN PERFORMANCE AND MOTOR SELECTION GUIDE

(Intersect CFM with external static pressure to determine fan h.p.)

CFM	OUTLET VEL. FPM		0.5 ESP	1.0 ESP	1.5 ESP	2.0 ESP	2.5 ESP	3.0 ESP	3.5 ESP
9000	2148	RPM	1012	1073	1131	1187	1241	1294	1344
		BHP	4.11	4.87	5.65	6.44	7.26	8.12	8.97
		hp	5	7.5	7.5	7.5	10	10	15
9250	2208	RPM	1032	1092	1149	1204	1257	1308	1359
		BHP	4.36	5.14	5.94	6.75	7.58	8.43	9.33
		hp	7.5	7.5	7.5	10	10	10	15
9500	2267	RPM	1053	1112	1168	1221	1274	1324	1374
		BHP	4.63	5.44	6.26	7.07	7.93	8.78	9.69
		hp	7.5	7.5	7.5	10	10	15	15
9750	2327	RPM	1074	1131	1185	1239	1290	1340	1388
		BHP	4.91	5.72	6.54	7.41	8.26	9.15	10.05
		hp	7.5	7.5	10	10	10	15	15
10000	2387	RPM	1092	1149	1202	1255	1305	1354	N/A
		BHP	5.16	6.01	6.84	7.72	8.59	9.49	
		hp	7.5	7.5	10	10	10	15	

FAN MOTOR AMP DRAW CHART

hp	208	240	480
5	14.0	12.7	6.4
7-1/2	21.0	19.0	9.5
10	27.3	24.7	12.3
15	41.0	38.0	19.0

WHEEL MOTOR AMP DRAW CHART

	208	240	480
1/3 hp	1.2	1.2	0.6

ACCESSORIES AMP DRAW CHART

	208	240	480
Enthalpy Wheel Rotation Detection	0.20	0.20	0.10
Damper Motor (ea.)	0.75	0.75	0.50
Radiant Defrost Heater Pkg. (ea.)	4.57	3.95	1.97
Temperature Sensor (ea.)	0.50	0.50	0.25
Lights and Receptical	12.00	12.00	6.00
Variable Frequency Drive for Fan (ea.)	0.50	0.50	0.25