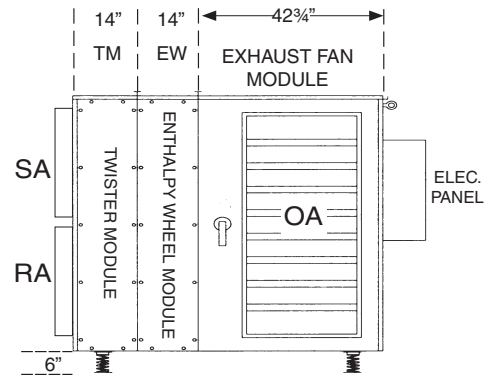
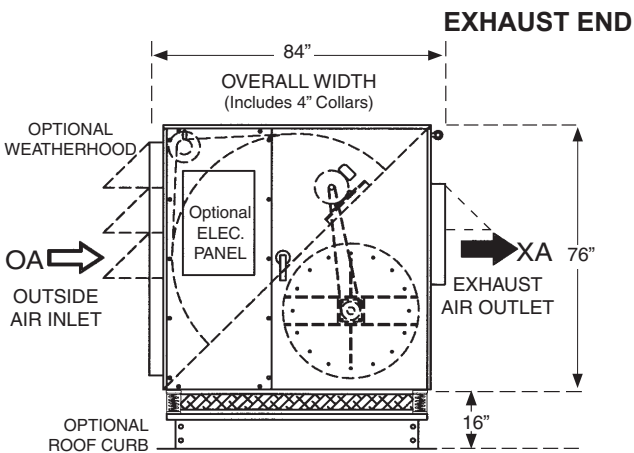


SUPPLY END

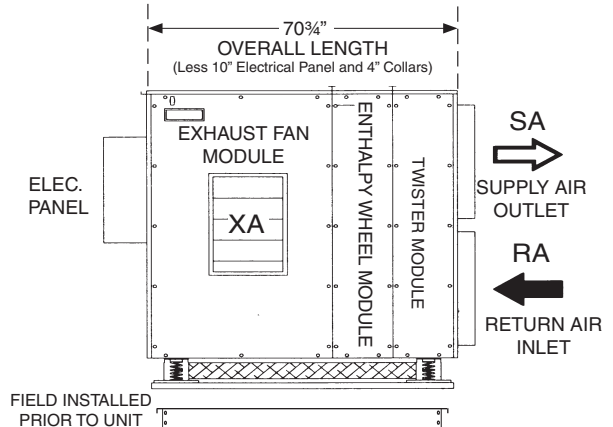


SUPPLY SIDE



EXHAUST END

EXHAUST SIDE



SUPPLY FAN PERFORMANCE AND MOTOR SELECTION GUIDE

(Intersect CFM with external static pressure to determine fan h.p.)

CFM	OUTLET VEL. FPM		0.5 ESP	1.0 ESP	1.5 ESP	2.0 ESP	2.5 ESP	3.0 ESP	3.5 ESP
7000	2029	RPM	1023	1102	1178	1251	1323	1392	1460
		BHP	2.59	3.2	3.83	4.48	5.17	5.88	6.63
		hp	5	5	5	7.5	7.5	7.5	10
7250	2101	RPM	1047	1123	1197	1269	1339	1407	1473
		BHP	2.78	3.4	4.04	4.72	5.42	6.15	6.9
		hp	5	5	5	7.5	7.5	7.5	10
7500	2174	RPM	1082	1155	1227	1297	1365	1431	1496
		BHP	3.07	3.7	4.37	5.06	5.78	6.52	7.29
		hp	5	5	7.5	7.5	7.5	7.5	10
7750	2246	RPM	1107	1178	1248	1316	1383	1448	1511
		BHP	3.28	3.94	4.62	5.32	6.06	6.82	7.6
		hp	5	5	7.5	7.5	7.5	10	10
8000	2319	RPM	1133	1202	1270	1337	1401	1465	1527
		BHP	3.51	4.19	4.89	5.62	6.35	7.12	7.92
		hp	5	5	7.5	7.5	7.5	10	10

EXHAUST FAN PERFORMANCE AND MOTOR SELECTION GUIDE

(Intersect CFM with external static pressure to determine fan h.p.)

CFM	OUTLET VEL. FPM		0.5 ESP	1.0 ESP	1.5 ESP	2.0 ESP	2.5 ESP	3.0 ESP	3.5 ESP
7000	2029	RPM	1050	1128	1203	1276	1347	1416	1483
		BHP	2.8	3.41	4.05	4.72	5.42	6.14	6.89
		hp	5	5	5	7.5	7.5	7.5	10
7250	2101	RPM	1075	1150	1223	1294	1363	1431	1497
		BHP	3	3.63	4.28	4.96	5.67	6.42	7.18
		hp	5	5	5	7.5	7.5	7.5	10
7500	2174	RPM	1090	1184	1255	1324	1391	1457	1521
		BHP	3.13	3.97	4.64	5.34	6.06	6.82	7.6
		hp	5	5	7.5	7.5	7.5	10	10
7750	2246	RPM	1137	1208	1277	1344	1410	1474	1537
		BHP	3.56	4.23	4.91	5.63	6.37	7.13	7.93
		hp	5	5	7.5	7.5	7.5	10	10
8000	2319	RPM	1165	1234	1301	1367	1431	1494	1555
		BHP	3.83	4.52	5.22	5.96	6.71	7.49	8.29
		hp	5	7.5	7.5	7.5	10	10	10

hp	208	240	480
5	14.0	12.7	6.4
7-1/2	21.0	19.0	9.5
10	27.3	24.7	12.3

	208	240	480
1/3 hp	1.2	1.2	0.6

	208	240	480
Enthalpy Wheel Rotation Detection	0.20	0.20	0.10
Damper Motor (ea.)	0.75	0.75	0.50
Radiant Defrost Heater Pkg. (ea.)	4.57	3.95	1.97
Temperature Sensor (ea.)	0.50	0.50	0.25
Lights and Receptical	12.00	12.00	6.00
Variable Frequency Drive for Fan (ea.)	0.50	0.50	0.25

Performance numbers are based on optimum conditions. Consult factory for precise performance.