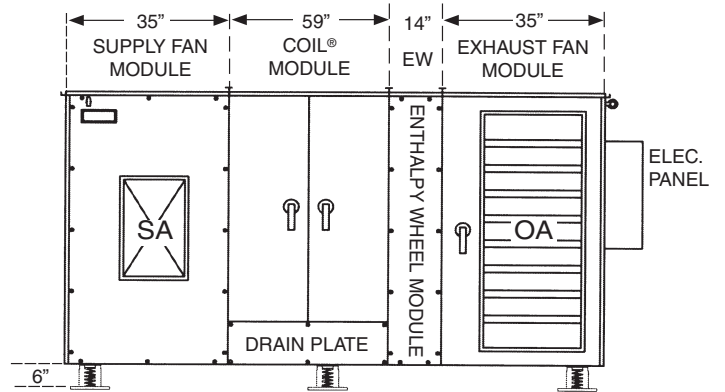
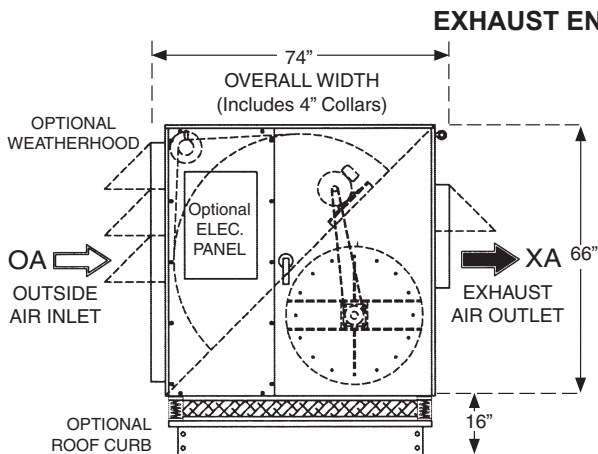


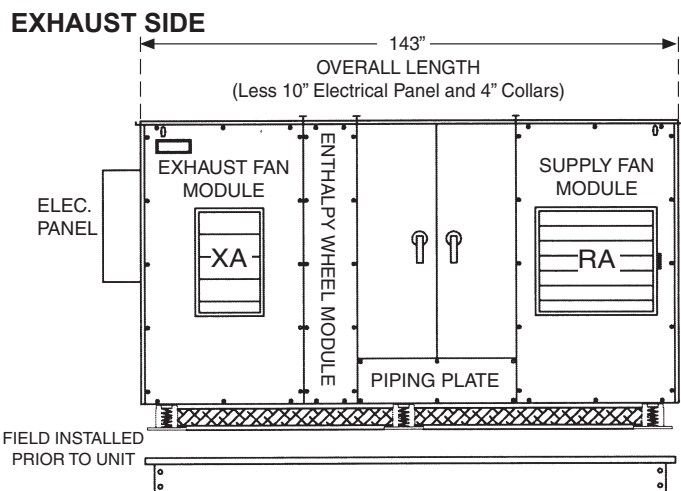
SUPPLY END



SUPPLY SIDE



EXHAUST END



EXHAUST SIDE

SUPPLY FAN PERFORMANCE AND MOTOR SELECTION GUIDE

(Intersect CFM with external static pressure to determine fan h.p.)

CFM	OUTLET VEL. FPM		0.5 ESP	1.0 ESP	1.5 ESP	2.0 ESP	2.5 ESP	3.0 ESP	3.5 ESP
4750	2066	RPM	1456	1829	1631	1715	1798	1873	N/A
		BHP	2.63	3.35	3.53	4.01	4.52	5.03	
		hp	5	5	5	5	7.5	7.5	
5000	2175	RPM	1507	1592	1675	1756	1836	1913	N/A
		BHP	2.93	3.39	3.87	4.36	4.88	5.41	
		hp	5	5	5	7.5	7.5	7.5	
5500	2392	RPM	1647	1725	1802	1876	N/A	N/A	N/A
		BHP	3.84	4.34	4.86	5.39			
		hp	5	5	7.5	7.5			
5750	2501	RPM	1703	1778	1852	1924	N/A	N/A	N/A
		BHP	4.25	4.78	5.32	5.87			
		hp	5	7.5	7.5	7.5			
6000	2610	RPM	1772	1844	1915	N/A	N/A	N/A	N/A
		BHP	4.8	5.34	5.9				
		hp	7.5	7.5	7.5				

EXHAUST FAN PERFORMANCE AND MOTOR SELECTION GUIDE

(Intersect CFM with external static pressure to determine fan h.p.)

CFM	OUTLET VEL. FPM		0.5 ESP	1.0 ESP	1.5 ESP	2.0 ESP	2.5 ESP	3.0 ESP	3.5 ESP
4750	2066	RPM	1319	1412	1502	1590	1675	1758	1839
		BHP	2.01	2.42	2.86	3.31	3.78	4.27	4.78
		hp	3	3	5	5	5	5	7.5
5000	2175	RPM	1365	1454	1541	1625	1708	1788	1867
		BHP	2.23	2.66	3.11	3.58	4.07	4.57	5.09
		hp	3	5	5	5	5	7.5	7.5
5500	2392	RPM	1474	1556	1636	1714	1791	1866	N/A
		BHP	2.81	3.28	3.77	4.27	4.79	5.32	
		hp	5	5	5	5	7.5	7.5	
5750	2501	RPM	1522	1600	1677	1753	1827	1900	N/A
		BHP	3.09	3.58	4.08	4.6	5.13	5.68	
		hp	5	5	5	7.5	7.5	7.5	
6000	2610	RPM	1570	1645	1719	1793	1864	N/A	N/A
		BHP	3.39	3.9	4.41	4.95	5.49		
		hp	5	5	5	7.5	7.5		

hp	208	240	480
3	8.6	8.4	4.2
5	14.0	12.7	6.4
7.5	21.0	19.0	9.5

	208	240	480
1/4 hp	1.0	1.0	0.5

	208	240	480
Enthalpy Wheel Rotation Detection	0.20	0.20	0.10
Damper Motor (ea.)	0.75	0.75	0.50
Radiant Defrost Heater Pkg. (ea.)	4.57	3.95	1.97
Temperature Sensor (ea.)	0.50	0.50	0.25
Lights and Receptical	12.00	12.00	6.00
Variable Frequency Drive for Fan (ea.)	0.50	0.50	0.25

Performance numbers are based on optimum conditions. Consult factory for precise performance.