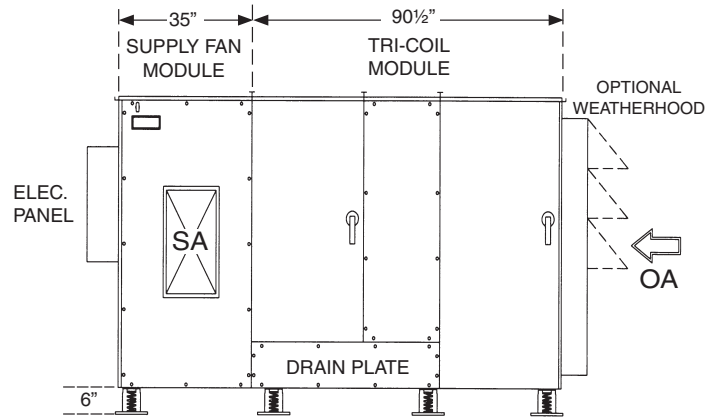
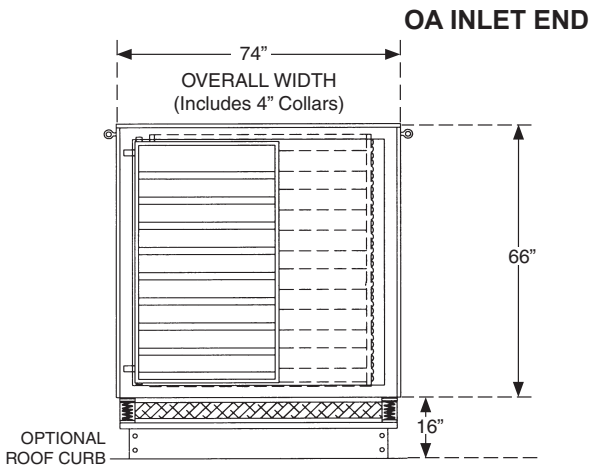


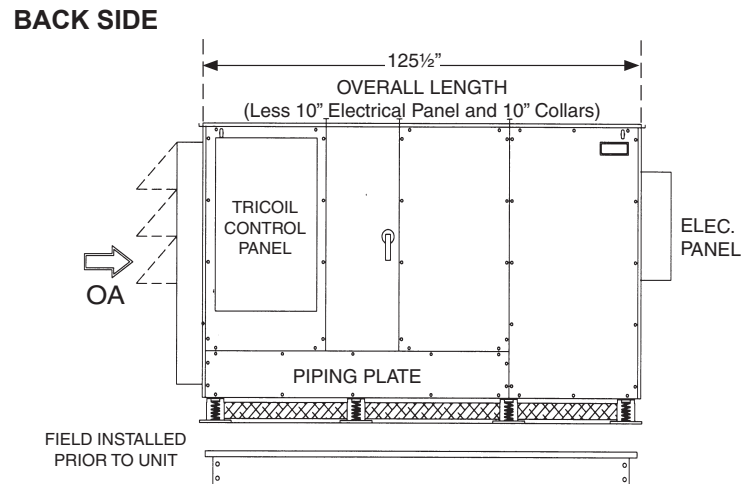
SUPPLY END



SUPPLY SIDE



OA INLET END



BACK SIDE

# 5840-TRO

3,500 to 4,500 CFM

December, 2009

## SUPPLY FAN PERFORMANCE AND MOTOR SELECTION GUIDE

(Intersect CFM with external static pressure to determine fan h.p.)

CFM	OUTLET VEL. FPM		0.5 ESP	1.0 ESP	1.5 ESP	2.0 ESP	2.5 ESP	3.0 ESP	3.5 ESP
3500	1824	RPM	1541	1646	1748	1846	1942	2035	N/A
		BHP	1.91	2.26	2.62	3	3.4	3.82	
		hp	3	3	5	5	5	5	
3750	1954	RPM	1610	1709	1806	1900	1992	2181	N/A
		BHP	2.2	2.56	2.95	3.34	3.76	4.19	
		hp	3	3	5	5	5	5	
4000	2084	RPM	1686	1781	1873	1963	2050	N/A	N/A
		BHP	2.54	2.93	3.33	3.75	4.17		
		hp	3	5	5	5	5		
4250	2215	RPM	1751	1842	1930	2015	2099	N/A	N/A
		BHP	2.87	3.28	3.7	4.12	4.57		
		hp	5	5	5	5	7.5		
4500	2345	RPM	1864	1949	2032	2113	N/A	N/A	N/A
		BHP	3.46	3.89	4.2	4.77			
		hp	5	5	5	7.5			

FAN MOTOR AMP DRAW CHART			
hp	208	240	480
3	8.6	8.4	4.2
5	14.0	12.7	6.4
7.5	21.0	19.0	9.5

ACCESSORIES AMP DRAW CHART			
	208	240	480
Damper Motor (ea.)	0.75	0.75	0.50
TRICOIL Pump Motor	3.00	3.00	3.00
Hot Water Modulating Ball-Valve	0.20	0.20	0.10
Temperature Sensor (ea.)	0.50	0.50	0.25
Lights and Receptical	12.00	12.00	6.00
Variable Frequency Drive for Fan (ea.)	0.50	0.50	0.25
Variable Frequency Drive for TRICOIL	0.25	0.25	0.15

Performance numbers are based on optimum conditions. Consult factory for precise performance.

**Berner International Corp.**

111 Progress Avenue, New Castle, PA 16101 / Telephone (724) 657-5301 / FAX (724) 652-0682 / [www.berner.com](http://www.berner.com) / [info@bernerenergy.com](mailto:info@bernerenergy.com)

©Copyright, 2009 Berner International Corp.