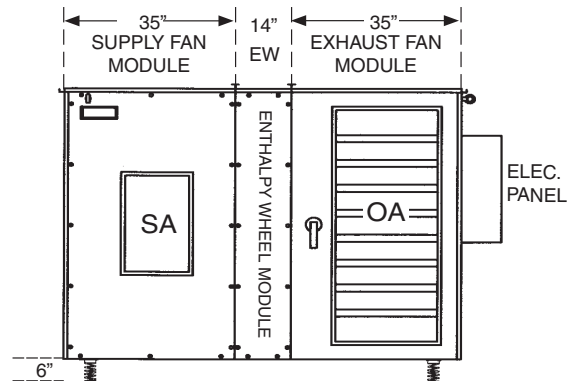
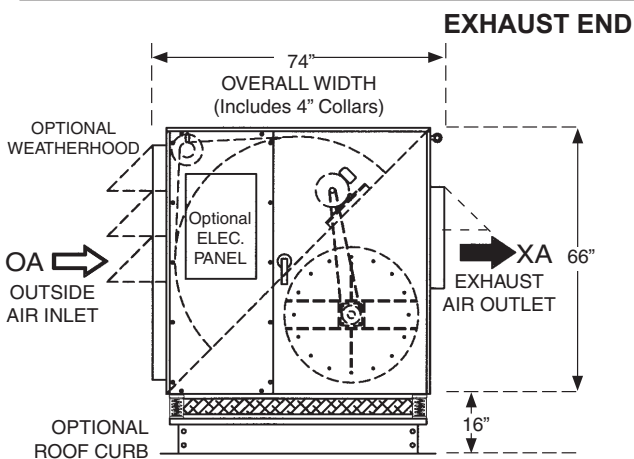


**SUPPLY END**

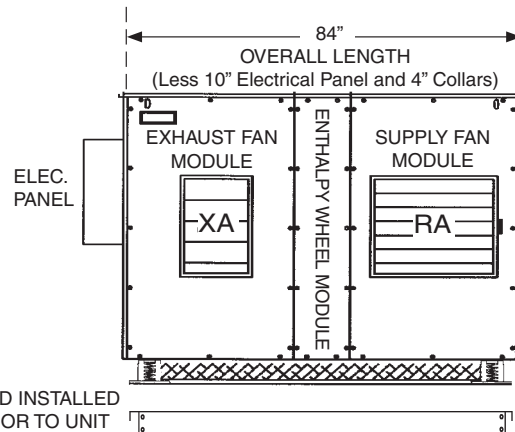


**SUPPLY SIDE**



**EXHAUST END**

**EXHAUST SIDE**



# 5840-ERV

3,500 to 4,500 CFM

December, 2009

## SUPPLY FAN PERFORMANCE AND MOTOR SELECTION GUIDE

(Intersect CFM with external static pressure to determine fan h.p.)

CFM	OUTLET VEL. FPM		0.5 ESP	1.0 ESP	1.5 ESP	2.0 ESP	2.5 ESP	3.0 ESP	3.5 ESP
3500	1824	RPM	1336	1449	1558	1662	1764	1862	1957
		BHP	1.31	1.63	1.96	2.31	2.68	3.07	3.47
		hp	2	2	3	3	5	5	5
3750	1954	RPM	1394	1500	1603	1703	1800	1895	1986
		BHP	1.49	1.82	2.17	2.54	2.92	3.32	3.73
		hp	2	3	3	3	5	5	5
4000	2084	RPM	1456	1557	1655	1751	1844	1934	2022
		BHP	1.71	2.06	2.42	2.8	3.2	3.61	4.03
		hp	2	3	3	5	5	5	5
4250	2215	RPM	1522	1618	1711	1802	1891	1978	2063
		BHP	1.96	2.32	2.7	3.1	3.51	3.93	4.37
		hp	3	3	5	5	5	5	7.5
4500	2345	RPM	1590	1681	1770	1857	1942	2025	2107
		BHP	2.23	2.62	3.01	3.43	3.85	4.28	4.74
		hp	3	5	5	5	5	5	7.5

## EXHAUST FAN PERFORMANCE AND MOTOR SELECTION GUIDE

(Intersect CFM with external static pressure to determine fan h.p.)

CFM	OUTLET VEL. FPM		0.5 ESP	1.0 ESP	1.5 ESP	2.0 ESP	2.5 ESP	3.0 ESP	3.5 ESP
3500	1824	RPM	1297	1411	1521	1627	1730	1829	1925
		BHP	1.2	1.51	1.84	2.19	2.56	2.94	3.33
		hp	1.5	2	3	3	3	5	5
3750	1954	RPM	1359	1467	1571	1672	1770	1865	1957
		BHP	1.39	1.72	2.06	2.42	2.8	3.19	3.6
		hp	2	2	3	3	5	5	5
4000	2084	RPM	1421	1523	1622	1719	1812	1904	1993
		BHP	1.59	1.94	2.3	2.67	3.06	3.47	3.89
		hp	2	3	3	5	5	5	5
4250	2215	RPM	1489	1585	1680	1771	1861	1949	2034
		BHP	1.83	2.19	2.57	2.96	3.37	3.79	4.22
		hp	3	3	3	5	5	5	5
4500	2345	RPM	1558	1650	1740	1827	1913	1997	2079
		BHP	2.1	2.48	2.88	3.28	3.7	4.14	4.58
		hp	3	3	5	5	5	5	7.5

hp	208	240	480
1-1/2	4.5	4.4	2.2
2	6.0	5.9	3.0
3	8.6	8.4	4.2
5	14.0	12.7	6.4
7-1/2	21.0	19.0	9.5

	208	240	480
1/4 hp	1.0	1.0	0.5

	208	240	480
Enthalpy Wheel Rotation Detection	0.20	0.20	0.10
Damper Motor (ea.)	0.75	0.75	0.50
Radiant Defrost Heater Pkg. (ea.)	4.57	3.95	1.97
Temperature Sensor (ea.)	0.50	0.50	0.25
Lights and Receptical	12.00	12.00	6.00
Variable Frequency Drive for Fan (ea.)	0.50	0.50	0.25

Performance numbers are based on optimum conditions. Consult factory for precise performance.

Berner International Corp.

111 Progress Avenue, New Castle, PA 16101 / Telephone (724) 657-5301 / FAX (724) 652-0682 / www.berner.com / info@bernerenergy.com

©Copyright, 2009 Berner International Corp.