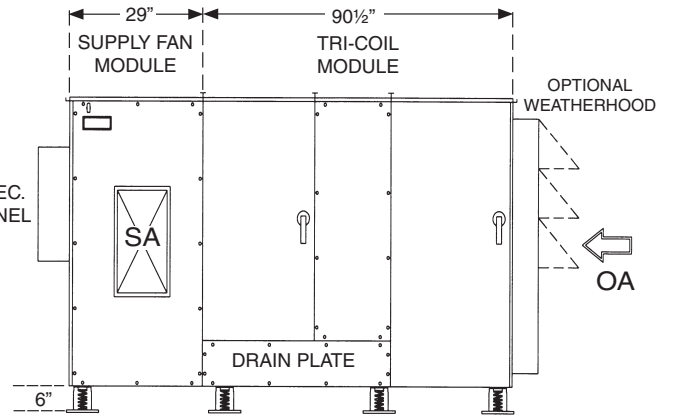
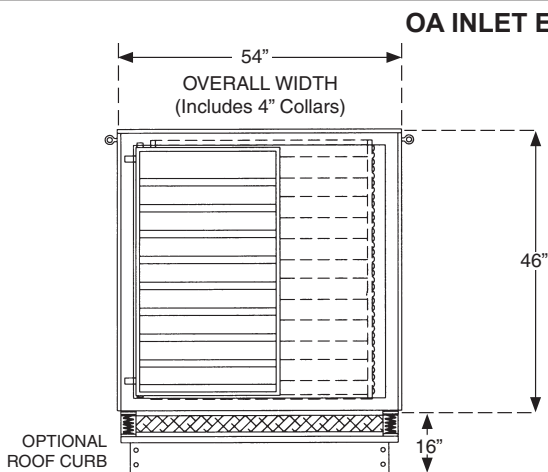


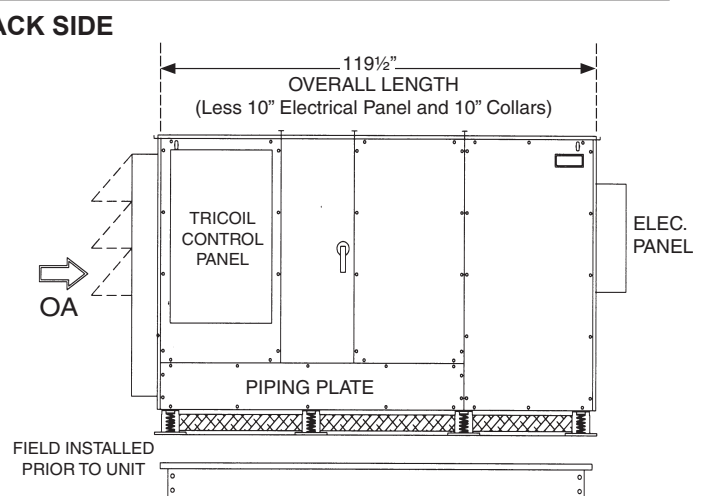
SUPPLY END



SUPPLY SIDE



OA INLET END



BACK SIDE

3820-TRO

1,500 to 2,500 CFM

December, 2009

SUPPLY FAN PERFORMANCE AND MOTOR SELECTION GUIDE

(Intersect CFM with external static pressure to determine fan h.p.)

CFM	OUTLET VEL. FPM		0.5 ESP	1.0 ESP	1.5 ESP	2.0 ESP	2.5 ESP	3.0 ESP	3.5 ESP
1500	1430	RPM BHP hp	1687 0.58 1	1844 0.74 1	1991 0.92 2	2133 1.11 2	2270 1.31 2	N/A	N/A
1750	1668	RPM BHP hp	2017 0.99 1.5	2150 1.18 1.5	2276 1.38 2	2399 1.59 2	2520 1.82 3	2637 2.03 3	N/A
2000	1907	RPM BHP hp	2182 1.26 1.5	2305 1.47 2	2423 1.69 2	2535 1.92 3	2644 2.16 3	2751 2.4 3	N/A
2250	2145	RPM BHP hp	2428 1.74 3	2539 1.98 3	2646 2.22 3	2749 2.47 3	2848 2.72 5	N/A	N/A
2500	2383	RPM BHP hp	2565 2.07 3	2669 2.32 3	2770 2.58 3	2869 2.84 5	N/A	N/A	N/A

hp	208	240	480
1	3.1	3.0	1.5
1-1/2	4.5	4.4	2.2
2	6.0	5.9	3.0
3	8.6	8.4	4.2
5	14.0	12.7	6.4

	208	240	480
Damper Motor (ea.)	0.75	0.75	0.50
TRICOIL Pump Motor	3.00	3.00	3.00
Hot Water Modulating Ball-Valve	0.20	0.20	0.10
Temperature Sensor (ea.)	0.50	0.50	0.25
Lights and Receptical	12.00	12.00	6.00
Variable Frequency Drive for Fan (ea.)	0.50	0.50	0.25
Variable Frequency Drive for TRICOIL	0.25	0.25	0.15

Performance numbers are based on optimum conditions. Consult factory for precise performance.

Berner International Corp.

111 Progress Avenue, New Castle, PA 16101 / Telephone (724) 657-5301 / FAX (724) 652-0682 / www.berner.com / info@bernerenergy.com

©Copyright, 2009 Berner International Corp.